



Nevada Camera Club Competitions

Nevada Camera Club
P.O. Box 19451
Las Vegas, NV 89132-0451
Phone: 1-866-925-1447
Email: info@nevadacc.org
Web Site: <https://nevadacc.org/>

March 2026





Nevada Camera Club Monthly Competition

During the second general meeting held every month, except December, the Nevada Camera Club conducts a photographic competition which is open to all members. The competition alternates between prints and electronic images, starting in January of each year with an electronic image competition. Entries are grouped according to the class of the member (e.g., Intermediate, the category of the entry (e.g., Pictorial, and by the division (Color, Monochrome. Each entry is scored and evaluated by a panel of judges. Merit points are awarded to entrants based on the total score received by the entry. Based on the placement and scoring by the judges, the top scoring entries in each group are awarded ribbons at in-person competitions. Members are asked to assist in conducting the competition and receive merit points for doing so.

Purpose

Photography competitions at Nevada Camera Club are designed to educate, inspire, and challenge photographers at every skill level to:

1. Improve one's photography skills
2. Learn through professional critique
3. Challenge one's creativity
4. Track personal growth over time
5. Build confidence and artistic voice
6. Connect with fellow photographers
7. Gain recognition and evidence of achievement
8. Prepare for external exhibitions and shows

NCC Competition Classes

NCC competition classes are: Junior, Beginner, Intermediate, Advanced, and Master. Choose your class according to your age, experience and knowledge of photography. At any time, a member may choose to advance to a higher class. While in the Beginning or Intermediate classes, winning ten first place ribbons will automatically advance you to the next higher class. An individual in either of these two classes may opt to move up prior to having earned ten first place ribbons. However, once the move has been made, the individual may not return to the lower class. The Junior class is restricted to members who have not reached their 18th birthday.

Members enter in the Master class on a voluntary basis. A Master classified member shall be defined as a photographer whose skill level of the craft has placed that person above the level of the advanced class. Members submitting entries in the Master class must do all the steps from conception to display. This includes:

- Processing of film (color or chromogenic film may be commercially processed)
- All post processing of images, film or digital including retouching, spotting, finishing, alterations and enhancements
- Making of prints (color and/or monochrome)
- Mounting and matting of prints
- Scanning film and prints

Those competing in Master may enter images in Advanced when they do not meet the above criteria.

Competition Structure

Competitions are divided by: Classification, Division, and Category. This allows judging criteria to be specific to each:

- Classification - Classification skill levels include Junior (under 18 years of age), Beginner, Intermediate, Advanced, and Master.

- Division – Either Color or Monochrome.
 - A monochrome image is defined by the presence of exactly one color or hue. It can display unlimited variations in that single color's intensity, tints, and shades but may not include additional colors (partial toning, split-toning, spot coloring, etc..)
 - A color image is defined by the presence of more than a single color or hue. If an image is treated with two or more colors in any manor or any amount (spot coloring, duotone, etc.), it is a color image.
- Categories - Categories are subject based and wide in definition to allow the photographer latitude in expression. No specific category is defined by technique. Subject matter must be the defining parameter.

Images are presented as Electronic Images or Prints.

- Electronic Images - are viewed electronically, either on large screen monitor or by use of a video projector.
- Prints - are viewed by reflected light.

Photographers are encouraged to experiment with, and learn to use a variety of techniques available for creating a quality image to present for competition.

Care must be taken in the Documentary, Nature/Wildlife, and Photojournalism categories. Normal photographic processes may be used to enhance the image quality but must not be used to alter the truth of the photographic statement of these categories. This implies not altering the factual representation.

Entry Rules

- Current Nevada Camera Club Membership is required to enter the competition
- Entry for both electronic and print competitions must be completed online no later than 11:59 PM the Monday prior to the competition.
- A \$2.00 entry fee per image must be submitted for each print entry the night of competition.
- A \$1.00 fee per entry is charged for each virtual electronic competitions or \$2.00 fee per entry when competition is in person. Payment for these competitions must be made no later than the entry deadline, either online through the website or by Zelle or by mailing a check to the NCC Treasurer.
- For in person monthly competitions, payment is preferred in advance by Zelle or on the night of competition with cash.
- Print entries are accepted from 6:15 PM to 6:45 PM on the night of the competition. Members need not be present to enter. If you cannot be present during this time, please arrange ahead of time for someone else to submit your entries and pay your entry fees. Payment for Print Competitions is preferred at the time of the competition.

Entries that have won a 1st place ranking in a previous NCC monthly print or electronic competition are not eligible.

- Unless otherwise announced, a maximum of three entries per member per competition meeting will be allowed. A maximum of two entries will be allowed in any of the categories except than "Club Challenge." A maximum of one entry in the category "Club Challenge" will be allowed. The theme of each Club Challenge is announced in the NCC Newsletter *Focal Expressions* and posted on the NCC website.
- When NCC members are shown or identified in images submitted for NCC monthly competitions, annual competitions and/or exhibitions, it is the responsibility of the submitter to gain written approvals by e-mail from said members for the specific image. Failure to do so may result in that image being disqualified from competition.
- No signature or watermark that might identify the photographer shall be visible on the entry image, either print or electronic. Failure to do so may result in that image being disqualified from competition.

- There are five classes (Junior, Beginner, Intermediate, Advanced, Master; thirteen categories; and two divisions (Color, Monochrome).
- Any print entries submitted for monthly, annual print, or annual electronic image competitions, not picked up within three 3 months become the property of the NCC.
- There must be at least three recognized judges present to hold a monthly competition.
- All competitors must affirm that their entries are solely their own intellectual property. No component or element within the image may be a derivation of another artist's work. All photographic elements must have been photographed by the competitor. Submission of your entry to the entry committee implies that your entry meets this requirement. Artificial Intelligence content may only be used for images in the creative category. The primary image must be the work of the person entering the image.
- While it is not the intent of the competition committee to censor in any way the content of submissions, photographers should be sensitive to the impact their images might have on others in attendance for judging. An advisory of adult or disturbing content may be included prior to an image's display should it be deemed necessary. If the likeness of a club member is included in an entry, that club member must have granted permission prior to the submission of the entry. Failure to do so may result in that image being disqualified from competition.
- Cellphones should be silenced or turned off prior to the start of in person competitions. Please do not comment upon entries or the evaluations offered by the judges during the competition.

Awarding of Ribbons for Placement in NCC Monthly Competitions

After the scoring phase, the top scoring images in a Class/Category/Division are reviewed for placement. For in person competitions, physical ribbons are awarded.

The awarding of ribbons is based on both the total score and the placement of an entry when the top scoring images are reviewed by the judges. The total score is a technical appraisal of the entry without regard to other entries in the competition. The placement is an indication of how the entry compares with other entries submitted for that Class/Category/Division. The placement and score determine the actual ribbon awarded based on the following:

- Only one first, one second, and one third place ribbon may be awarded
- Placement determines the order that ribbons are awarded
- The highest ribbon that an entry can receive is determined by the total score. Images not receiving the minimum points required are awarded the next lower colored ribbon. EXAMPLE: If an image places first in competition with the other high ranking images in a category but only received 23 points when initially evaluated by the judges, that image will receive a red ribbon.

Note that it is possible for an entry which is awarded a lower technical score to receive top placement. In this situation the top placing entry receives the ribbon based on its score. No entry will receive a higher place ribbon than that earned by the top placed entry, regardless of the score awarded to that entry. EXAMPLE: If an image placing first received a score of 23, it will receive a red ribbon. The second place image, even if it has a score of 24, will receive the white ribbon.

Winners will be announced as they are determined. Ribbons will be awarded at the end of in-person competition meetings.

Minimum Total Score

27

24

21

18

Highest Ribbon Awarded by Placement

First Place (Purple)*

First Place (Blue)*

Second Place (Red)

Third Place (White)

*Should the image selected as the 1st place winner have received a score of 27, a purple ribbon will be awarded when the competition is held in person. No physical ribbons are awarded for virtual competitions.



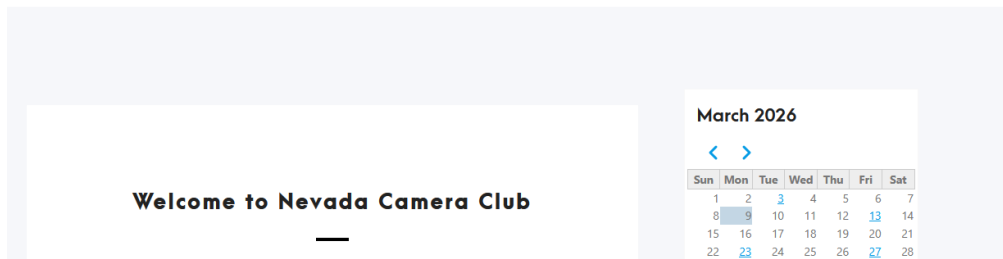
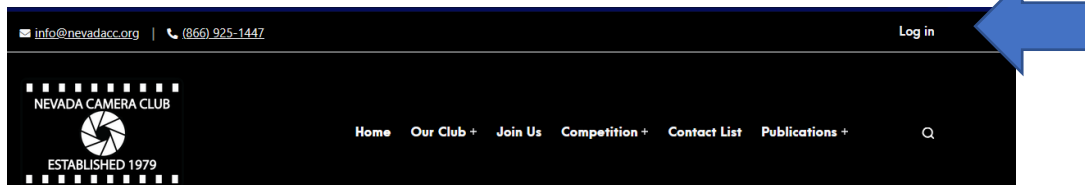
Monthly Electronic Image Competition Rules & Guidelines

Images may be horizontal, vertical or square.

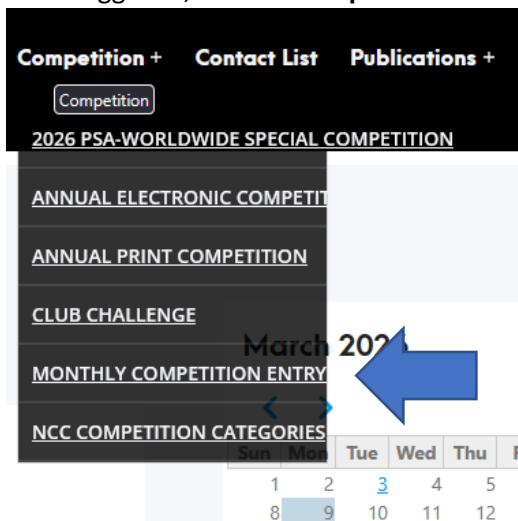
- Horizontal Image -- The width must not exceed 1920 pixels. If the height exceeds 1200 pixels, then the height should be resized to 1200 pixels or less and the width should be adjusted to maintain the original aspect ratio.
- Vertical Image -- The height must not exceed 1200 pixels.
- Square image -- Width and height must not exceed 1200 pixels.
Although there is no minimum size, it is to the advantage of each entrant to make their image dimensions as large as possible without exceeding the maximum dimensions listed above.
- File format must be JPEG using .jpg as the file extension.
- The sRGB color profile is recommended.
- Image files and entry form must be submitted using the entry interface on the Nevada Camera Club web site. A member must be logged into the website for the entry interface to be available.

Procedure for Monthly Electronic Image Competition Entry

In order to enter monthly electronic competitions, a member must first login to the NCC website at <http://nevadacc.org>. The login button is in the upper right corner of the home page. If you have forgotten your password, when the login box comes up, click on Request a New Password.



Once logged in, click on **Competition** and choose **Monthly Competition Entry**.



You will see a list of upcoming Competitions.

Enter the [March Electronic Competition](#) by 11:59 PM March 23, 2026. Club Challenge is **Time**
Enter the [April Print Competition](#) by 11:59 PM April 20, 2026. Club Challenge is **Life**
Enter the [May Electronic Competition](#) by 11:59 PM May 18, 2026. Club Challenge is **Opposites**
Enter the [June Print Competition](#) by 11:59 PM June 22, 2026. Club Challenge is **Shadows**
Enter the [July Electronic Competition](#) by 11:59 PM July 20, 2026. Club Challenge is **Mirrored**
Enter the [August Print Competition](#) by 11:59 PM August 24, 2025. Club Challenge is **Music**
Enter the [September Electronic Competition](#) by 11:59 PM September 21, 2026,. Club Challenge is **Exactly Seven**

Click on the appropriate one and you will be directed to the upload page. Your name and member number are already filled out.

Full Name*

Member Number*

Some information asks you to choose a button. It only takes a click of the mouse to make that choice.

Division

N/A

Color

Monochrome

For other information you need to choose is from a drop-down menu.

- None -

- Abstract
- Animals-Pets
- Commercial
- Creative
- Documentary
- Nature-Wildlife
- People
- Photojournalism
- Pictorial
- Portraiture
- Still-Life
- Unclassified

- None -

You will need to type in the name of your image before uploading a JPG file to the server. It must be no wider than 1920 pixels and no taller than 1200 pixel.

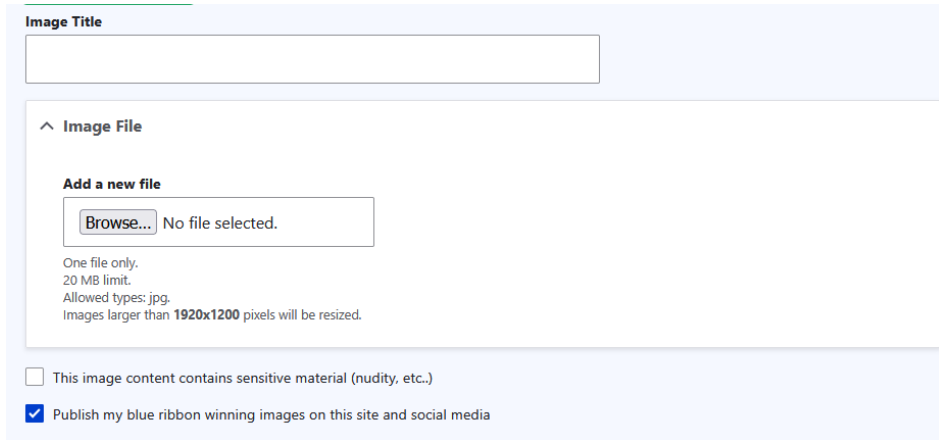


Image Title

Image File

Add a new file

No file selected.

One file only.
20 MB limit.
Allowed types: jpg.
Images larger than **1920x1200** pixels will be resized.

This image content contains sensitive material (nudity, etc.)

Publish my blue ribbon winning images on this site and social media

Lastly, indicate if your image contains sensitive material and whether or not you are granting permission for the image to be displayed on the Nevada Camera Club website and posted to the NCC social media sites. By default, permission is granted. Uncheck that box to deny permission. Those items are image specific.

An email message will be sent confirming entry. It is always a good idea to double check your entry to make sure it is completed as intended. The member may make changes to his/her entry up until the entry deadline by clicking on the link in the confirming email message or logging into the website and choosing **My Entries**. When making changes, always click the **Save** button at the bottom of the page when you're done.

Monthly Print Competition Rules and Guidelines

The primary negative or digital images used in generating the print must have been exposed/captured by the member.

No frames or glass are allowed.

Prints must be mounted. The minimum mounting size is 8" X 10". Flush mount prints are allowed meaning the print and the mount are the same size and there is no matting. Prints may be matted. Multiple mats are allowed. The long edge of the print must be at least 8". Slimline are allowed.

- Exceptions to this rule are allowed for:
- Contact print -- must be at least 4" X 5".
- Polaroid transfer print -- no minimum size.
- The maximum size allowed for the print, mount or matting is 16" X 20" (horizontal or vertical. If the print is 16" X 20", then it must be flush mounted.
- A signature or watermark or anything identifying the photographer should not be included in the print.
- All entries must be printed on photographic paper. Other materials are not allowed.
- Prints must be mounted securely on RIGID stock, mountboard, or foamcore. Heavy materials such as Masonite or Lucite are not acceptable. If hinge mounts are used, make sure the prints are securely fastened. No loose prints will be accepted.
- No plastic sleeves are allowed.

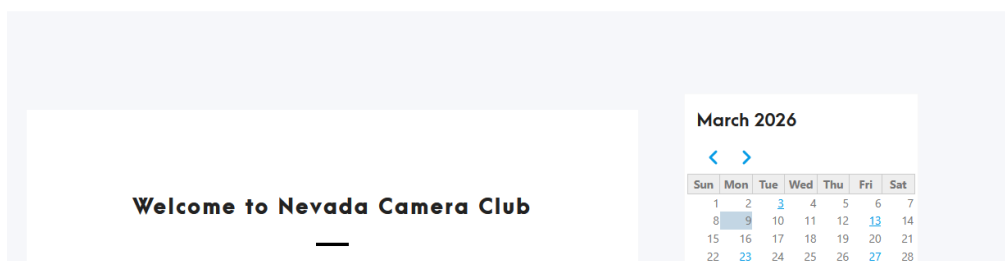
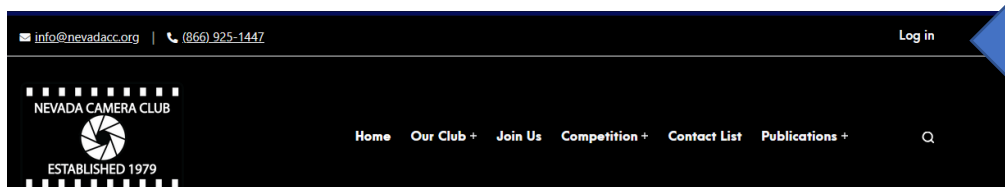
Prints not in accordance will be disqualified.

Upon payment of entry fees, the member will be given stickers with pertinent information regarding the entries. The sticker needs to be placed in the **top center** on the back of the corresponding image indicating how it needs to be viewed.

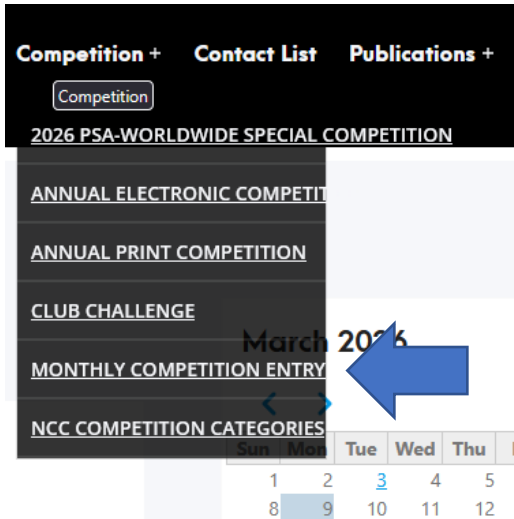
Cellphones should be silenced or turned off prior to the start of in person competitions. Please do not comment upon entries or the evaluations offered by the judges during the competition.

Procedure for Monthly Print Competition Data Entry

Just as with electronic competitions, a member must first login to the NCC website at <http://nevadacc.org> in order to upload the data for print competition entries. The login button is in the upper right corner of the home page. If you have forgotten your password, when the login box comes up, click on Request a New Password.



Once logged in, click on **Competition** and choose **Monthly Competition Entry**.



You will see a list of upcoming Competitions.

Enter the [April Print Competition](#) by 11:59 PM April 20, 2026. Club Challenge is **Life**

Enter the [May Electronic Competition](#) by 11:59 PM May 18, 2026. Club Challenge is **Opposites**

Enter the [June Print Competition](#) by 11:59 PM June 22, 2026. Club Challenge is **Shadows**

Enter the [July Electronic Competition](#) by 11:59 PM July 20, 2026. Club Challenge is **Mirrored**

Enter the [August Print Competition](#) by 11:59 PM August 24, 2025. Club Challenge is **Music**

Enter the [September Electronic Competition](#) by 11:59 PM September 21, 2026. Club Challenge is **Exactly Seven**

Click on the appropriate one and that will take you to the upload page.

Your name and member number are already filled out.

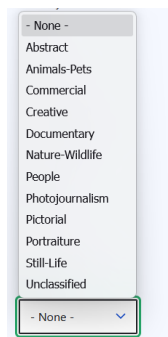
Full Name*

Member Number*

You are given the option of receiving ribbons and having your images published in *Focal Expressions*, the Nevada Camera Club newsletter. By default, these permissions are granted. You may withdraw permission by unchecking the boxes.

- Publish my blue ribbon winning images in NCC Focal Expressions
- I wish to receive ribbons

Some of the information you need to choose is from a drop-down menu.



Other information asks you to choose a button. It only takes a click of the mouse to make that choice.

Division
 N/A
 Color
 Monochrome

You will need to enter the title of the image.

Image Title

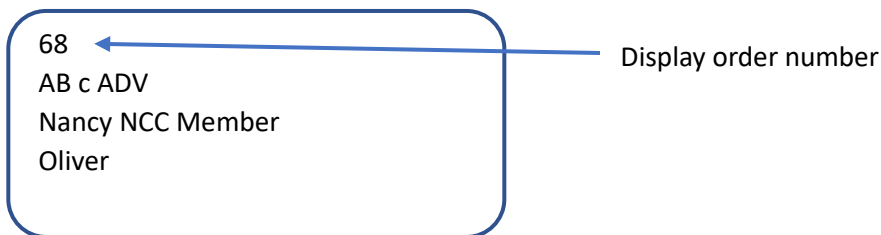
- This image content contains sensitive material (nudity, etc.)
- Publish my blue ribbon winning images on this site and social media

Lastly, indicate if your image contains sensitive material and whether or not you are granting permission for the image to be displayed on the Nevada Camera Club website and posted to the NCC social media sites. By default, permission is granted. Uncheck that box to deny permission. Those items are image specific.

Once you have completed all the information for the images you will be bringing Friday night, you need to click the **Save** button at the bottom of the page. Please take the time to proofread your entry before saving it.

An email message will be sent confirming entry. It is always a good idea to double check your entry to make sure it is completed as intended. The member may make changes to his/her entry up until the entry deadline by clicking on the link in the confirming email message or logging into the website and choosing **My Entries**. When making changes, always click the **Save** button at the bottom of the page when you're done.

On the night of the competition, plan to arrive prior to 6:45. Your first stop will be to pay your entry fees if you have not already done so in advance. Please have cash or a check if paying on the night of competition. For in-person print competitions, the entry fee is \$2.00/image. At the "pay station," you will be given address labels that correspond to your entries. The labels will look like this. The label includes the position in which the image will be organized for judging, the category, division, class, member's name, and the image title.



The label should be affixed to the **TOP CENTER BACK** of the print indicating how it needs to be viewed before being turned in. Then hand off your prints to the members organizing the entries in tubs for display. It is helpful if the prints are in numerical order when handed off.

Following competition, make sure to pick up your prints, report cards, and any ribbons awarded.

NCC Competition Categories

Many photographs may fit into more than one category and it is up to the photographer to choose in which category he/she wishes to compete.

ABSTRACT

The subject matter is secondary. Elements such as line, shape, texture, shadow, color, form and pattern become the primary concern of the photographer.

ANIMALS/PETS

May be domestic or wild animals, photographed in any surrounding.

COMMERCIAL

A photograph whose purpose is to sell a product or concept.

CREATIVE

Work in which the normal photographic processes have been exaggerated or manipulated by chemistry or other means for the purpose of creating special effects that are not achieved in the normal photographic process, i.e., filters, background replacements, overlays, AI generative fill, etc. A photographer may use any elements available to them for this category as long as they photographed the main subject,

DOCUMENTARY

To record without embellishment.

NATURE/WILDLIFE

Nature photography depicts observations from all branches of natural history, except anthropology and archeology, in such a fashion that a well-informed person will be able to identify the subject material and to certify as to its honest presentation. The story telling value of a photograph must be weighed more than the pictorial quality. Human elements shall not be present, except on the rare occasion where those human elements enhance the nature story. The presence of scientific bands of wild animals is acceptable. **Photographs of artificially produced hybrid plants or animals, mounted specimens, or obviously set arrangements, are ineligible, as is any form of manipulation that alters the truth of the photographic statement.** Wildlife is defined as one or more organisms living free and unrestrained in a natural or adopted habitat.

PEOPLE

Entries in the "People" category should feature one or more persons where the lighting and subject matter are not necessarily under the control of the photographer. It is intended to be a less formal category than "Portraiture".

PHOTOJOURNALISM

Depicts a photographic story of an event and its impact, including but not limited to: Hard news, sports, features, personalities, and human interest. The journalistic value of the photograph shall be weighed more than the pictorial quality. In the interest of credibility, photographs which misrepresent the truth, such as manipulation to alter the subject matter, or situations which are set up for the purpose of photography, are unacceptable in Photojournalism competition.

PICTORIAL

The artistic portrayal of scene(s) and/or person(s) expressed through mood, composition and tone.

PORTRAITURE

Any photograph of a person(s) or animal(s) with the lighting and subject matter under the control of the photographer.

STILL LIFE

An object or a group of objects either man-made or natural, found or arranged, and photographed under natural or enhanced lighting.

UNCLASSIFIED

CLUB CHALLENGE

Scoring and placement will be based on how well the photograph expresses the theme of the club challenge while using quality photographic guidelines. There is no distinction between color and monochrome in the club challenge category.

Special Competitions Only Additional Category Definitions

Annual Open Print and Annual Open Electronic Image Competitions

Nature photography is restricted to the use of the photographic process to depict all branches of natural history, except anthropology and archeology, in such a fashion that a well-informed person will be able to identify the subject material and certify its honest presentation. The story telling value of a photograph must be weighed more than the pictorial quality while maintaining high technical quality. Human elements shall not be present, except where those human elements are integral parts of the nature story or where those human elements are in situations depicting natural forces, like earthquakes or hurricanes. Scientific bands, scientific tags or radio collars on wild animals are permissible. Photographs of human created hybrid plants, cultivated plants, feral animals, domestic animals, or mounted specimens are ineligible as is any form of manipulation that alters the truth of the photographic statement.

Images entered in **Wildlife** are defined as one or more zoological or botanical organisms free and unrestrained in a natural or adopted habitat. Landscapes and geological formations, photographs of zoo or game farm animals, or any zoological or botanical species taken under controlled conditions are not eligible in Wildlife. Wildlife is not limited to animals, birds, and insects. Marine subjects and botanical subjects including fungi and algae, taken in the wild are suitable wildlife subjects as are carcasses of existing species.

A **Travel** image expresses the characteristic features or culture of a land as they are found naturally. There are no geographic limitations. Images from events or activities arranged specifically for photography, or of subject directed or hired for photography are not appropriate. Close up pictures of people or objects must include features that provide information about the environment. Techniques that add, replicate, replace, or remove an element of the original image, except by cropping, are not permitted. The only allowable adjustments are removal of dust or digital noise, restoration of the appearance of the original scene, and complete conversion to greyscale monochrome. Other derivations, including infrared, are not permitted. All allowed adjustments must appear natural.

NCC Judging Guidelines

IMPACT

This generally is determined by what the viewer sees first upon looking at a photograph. What creates the viewer's first impression? Does the image create a strong feeling? What holds the viewer's eye? Impact can be created by any of the remaining elements.

CREATIVITY

Does the image spur the viewer's imagination? Is the photographer original and fresh in his approach to the subject? Is the subject matter shown creatively? Abstraction, invention, design, feeling and imagination can lift a photograph into the realm of art.

STYLE

Does the photograph stand out? Does it reveal a different way of seeing? A different way of approaching the subject? Is the approach real rather than contrived? Does it demonstrate individuality?

COMPOSITION

Look for good placement of the main and secondary subjects. Are they successfully arranged? Does it create good rhythm, repetition of color, space, mood, or divisions within the photograph?

PRESENTATION

Does the presentation enhance the photograph? Does cropping add to the composition? Was a good color selected for the matting? Does it dare to be different? Dynamic? Traditional? A viewer's first impression of a photograph can be affected by creative mounting.

BALANCE

The balance between light and dark, highlight and shadow. Also balance of tones or colors that make a photograph alive or boring. Look for coordination of color between the subjects and the subject background.

LIGHTING

Lighting is the art of reproducing the characteristics of subject or object. Look for a statement made with light. Look for dynamic lighting. Do patterns of light enhance the image? Light should create depth and dimension and accentuate the texture of surfaces.

CENTER OF INTEREST

Does one object or subject dominate? Does it hold the viewer's eye with no distraction? Does it create a mood? Secondary points of interest are important to a successfully executed photograph. However, they must not be so strong that they prevent the viewer from returning to the primary point of interest.

SUBJECT MATTER

Does the image give an outstanding interpretation of the subject? Is the camera angle correct for the subject? Is the model or object selected photogenic? Contrasts here can be very creative. (For example, young and old.

PRINT QUALITY

Look for strong tonal contrast with a good range of middle tones. Look for color balance. Simplest statements often are the strongest.

TECHNIQUE

Does the photographic technique suit the subject? Technique is the foundation of photography. However, application of art of principles is necessary.

STORY TELLING

Does the image make a statement? Does it present a complete story? Can the viewer grasp the image's complete meaning at first glance? Does the image portray a strong emotion or mood in the subject? Does it build an emotional response, challenge the viewer's imagination.

NCC Judging or Scoring Scale

- 5** – Needs extra work
- 6** – Below average. Good starting point or base but needs to be polished.
- 7** – Average image. Good technical quality with regard to color, lighting, exposure, and focus.
- 8** – Above average with extremely good technical quality with regard to composition, balance, and creativity.
- 9** – Perfect image with great impact. Strong emotional connection that demonstrates excellent timing and storytelling.